




CLASSIC



SEMIMODERN





TRADITION



MODERN



DESIGN





# CLASSIC

Page / Seite 3



# SEMIMODERN

Page / Seite 15



# TRADITION

Page / Seite 31



# MODERN

Page / Seite 39



# DESIGN

Page / Seite 47



2013  
...  
2015



ALUMINIUM  
PORTAILS/GATES/TORE



CLASSIC

# INDEX/CONTENTS/INHALT



CL01 Page / Seite 6



CL02 Page / Seite 7



CL03 Page / Seite 8



CL04 Page / Seite 9




CL05 Page / Seite 10



CL06 Page / Seite 11




CL07 Page / Seite 12



CL08 Page / Seite 13

**AUTRES MODÈLES**  
*/OTHER MODELS*  
*/ANDERE MODELLE*


SERIE **CLASSIC**



BA1




BA2



BA3



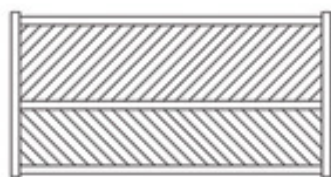
BA4



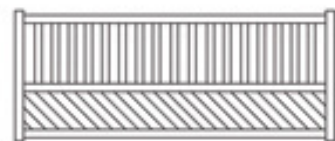
BA5



BA6




BA7



BA8



BA9



BA10




BA11



BA12



BA13



BA14




BA15



BA16



BA17



BA18



BA19



BA20



BA21



BA22



**CL01 3000** | Portail Battant / *Swinging Gate / Drehtor* | Ral 9110



**CL01 1000** Ral 9110



**CL01 3000** | Portail Coulissant / *Sliding Gate / Schiebetor* | Ral 9110

**STANDARD**

**P.BATTANT / SWINGING G. / DREHTOR**

1000 (H1400xL1000 mm) (1)

3000 (H1400xL3000 mm) (2)

3500 (H1400xL3500 mm) (2)

**P.COULISSANT / SLIDING G. / SCHIEBETOR**

3000 (H1400xL3000 mm) (1)

3500 (H1400xL3500 mm) (1)

(1) 1 vantail / leaf / flügel

(2) 2 vantaux / leaves / flügel





**CL02 3000** | Portail Battant / *Swinging Gate* / Drehtor | Ral 9110



**CL02 1000** Ral 9110



**CL02 3000** | Portail Coulissant / *Sliding Gate* / Schiebetor | Ral 9110

**STANDARD**

**P.BATTANT / SWINGING G. / DREHTOR**

1000 (H1200xL1000 mm) (1)

3000 (H1400xL3000 mm) (2)

3500 (H1400xL3500 mm) (2)

**P.COULISSANT / SLIDING G. / SCHIEBETOR**

3000 (H1400xL3000 mm) (1)

3500 (H1400xL3500 mm) (1)

(1) 1 vantail / leaf / Flügel

(2) 2 vantaux / leaves / Flügel



Sur mesure  
Custom  
Branch



Motorisable  
Motorizable  
Motorisierbar



CL03 3000 | Portail Battant / Swinging Gate / Drehtor | Ral 9110



CL03 1000 Ral 9110



CL03 3000 | Portail Coulissant / Sliding Gate / Schiebetor | Ral 9110

STANDARD

**P.BATTANT / SWINGING G. / DREHTOR**

1000 (H1800xL1000 mm) (1)

3000 (H1800xL3000 mm) (2)

3500 (H1800xL3500 mm) (2)

**P.COULISSANT / SLIDING G. / SCHIEBETOR**

3000 (H1800xL3000 mm) (1)

3500 (H1800xL3500 mm) (1)

(1) 1 vantail / leaf / flügel

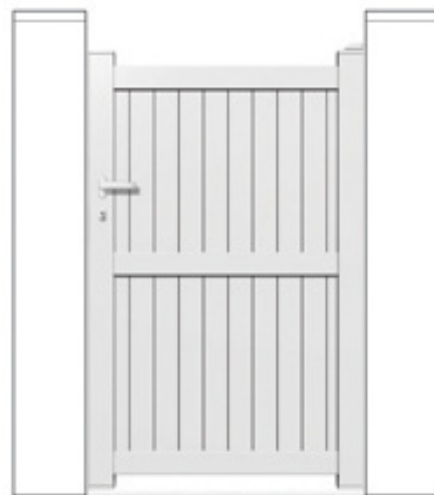
(2) 2 vantaux / leaves / flügel







CL04 3000 | Portail Battant / Swinging Gate / Drehtor | Ral 9110



CL04 1000 Ral 9110



CL04 3000 | Portail Coulissant / Sliding Gate / Schiebetor | Ral 9110

STANDARD

P. BATTANT / SWINGING G. / DREHTOR

- 1000 (H1600xL1000 mm) (1)
- 3000 (H1800xL3000 mm) (2)
- 3500 (H1800xL3500 mm) (2)

P. COULISSANT / SLIDING G. / SCHIEBETOR

- 3000 (H1800xL3000 mm) (1)
- 3500 (H1800xL3500 mm) (1)

- 1) 1 vantail / leaf / Flügel
- 2) 2 vantaux / leaves / Flügel



Sur mesure  
Custom  
Branch



Motorisable  
Motorizable  
Motorisierbar



CL05 3000 | Portail Battant / Swinging Gate / Drehtor | Ral 9110



CL05 1000 Ral 9110



CL05 3000 | Portail Coulissant / Sliding Gate / Schiebetor | Ral 9110

STANDARD

**P.BATTANT / SWINGING G. / DREHTOR**

1000 (H1200xL1000 mm) (1)

3000 (H1400xL3000 mm) (2)

3500 (H1400xL3500 mm) (2)

**P.COULISSANT / SLIDING G. / SCHIEBETOR**

3000 (H1400xL3000 mm) (1)

3500 (H1400xL3500 mm) (1)

(1) 1 vantail / leaf / Flügel

(2) 2 vantaux / leaves / Flügel



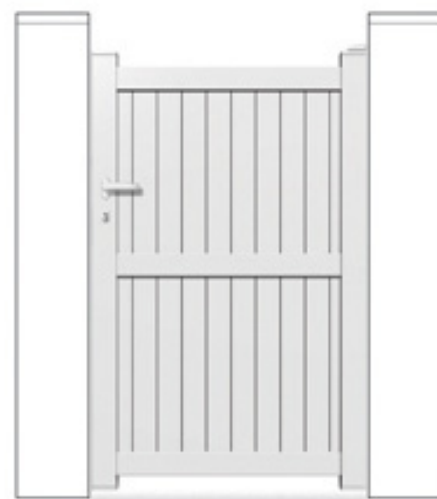
Sur mesure  
Custom  
Branch



Motorisable  
Motorizable  
Motorisierbar



**CL06 3000** | Portail Battant / *Swinging Gate / Drehtor* | Ral 9110



**CL06 1000** Ral 9110



**CL06 3000** | Portail Coulissant / *Sliding Gate / Schiebetor* | Ral 9110

**STANDARD**

**P.BATTANT / SWINGING G. / DREHTOR**

- 1000 (H1600xL1000 mm) (1)
- 3000 (H1800xL3000 mm) (2)
- 3500 (H1800xL3500 mm) (2)

**P.COULISSANT / SLIDING G. / SCHIEBETOR**

- 3000 (H1800xL3000 mm) (1)
- 3500 (H1800xL3500 mm) (1)

- (1) 1 vantail / leaf / flügel
- (2) 2 vantaux / leaves / flügel




Sur mesure  
Custom  
Branch



Motorisable  
Motorizable  
Motorisierbar

SERIE **CLASSIC**

**CL07** | WHISTLER



**CL07 3000** | Portail Coulissant / Sliding Gate / Schiebetor | Ral 9110



**CL07 1000** Ral 9110

**STANDARD**

**P.BATTANT** / SWINGING G. / DREHTOR

1000 (H1800xL1000 mm) (1)

**P.COULISSANT** / SLIDING G. / SCHIEBETOR

3000 (H1800xL3000 mm) (1)

3500 (H1800xL3500 mm) (1)


(1) 1 vantail / leaf / flügel



Sur mesure  
Custom  
Branch



Motorisable  
Motorizable  
Motorisierbar



**CL08 3000** | Portail Coulissant / Sliding Gate / Schiebetor | Ral 9110



**CL08 1000** Ral 9110

**STANDARD**

**P.BATTANT / SWINGING G. / DREHTOR**  
1000 (H1400xL1000 mm) (1)

**P.COULISSANT / SLIDING G. / SCHIEBETOR**  
3000 (H1400xL3000 mm) (1)  
3500 (H1400xL3500 mm) (1)


(1) 1 vantail / leaf / flügel



Sur mesure  
Custom  
Branch



Motorisable  
Motorizable  
Motorisierbar



CLASSIC

2013  
...  
2015



# ALUMINIUM

PORTAILS/GATES/TORE



SEMI  
MODERN



SM01 Page / Seite 17



SM02 Page / Seite 18



SM03 Page / Seite 19



SM04 Page / Seite 20



SM05 Page / Seite 21



SM06 Page / Seite 22



SM07 Page / Seite 23



SM08 Page / Seite 24



SM09 Page / Seite 25



SM10 Page / Seite 26



SM11 Page / Seite 27



SM12 Page / Seite 28



SM13 Page / Seite 29

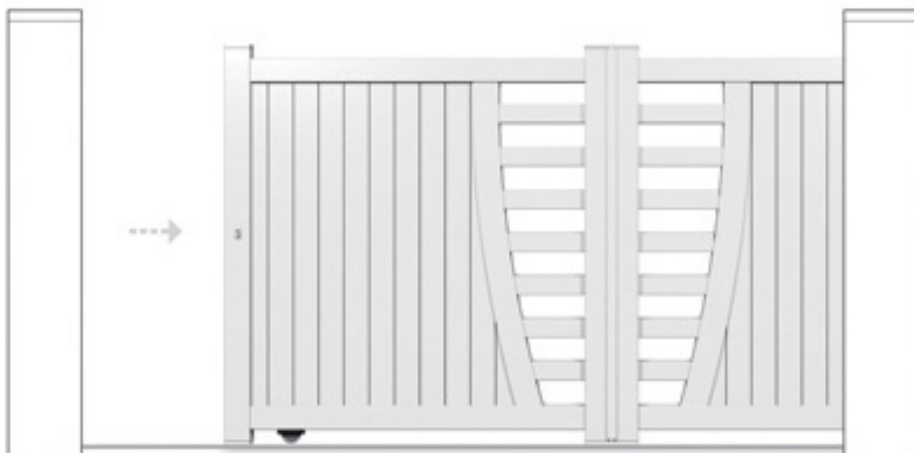




SM01 3000 | Portail Battant / Swinging Gate / Drehtor | Ral 9110



SM01 1000 Ral 9110



SM01 3000 | Portail Coulissant / Sliding Gate / Schiebetor | Ral 9110

STANDARD

**P.BATTANT / SWINGING G. / DREHTOR**

- 1000 (H1500xL1000 mm) (1)
- 3000 (H1500xL3000 mm) (2)
- 3500 (H1500xL3500 mm) (2)

**P.COULISSANT / SLIDING G. / SCHIEBETOR**

- 3000 (H1500xL3000 mm) (1)
- 3500 (H1500xL3500 mm) (1)

(1) 1 vantail / leaf / flügel

(2) 2 vantaux / leaves / flügel



Sur mesure  
Custom  
Branch



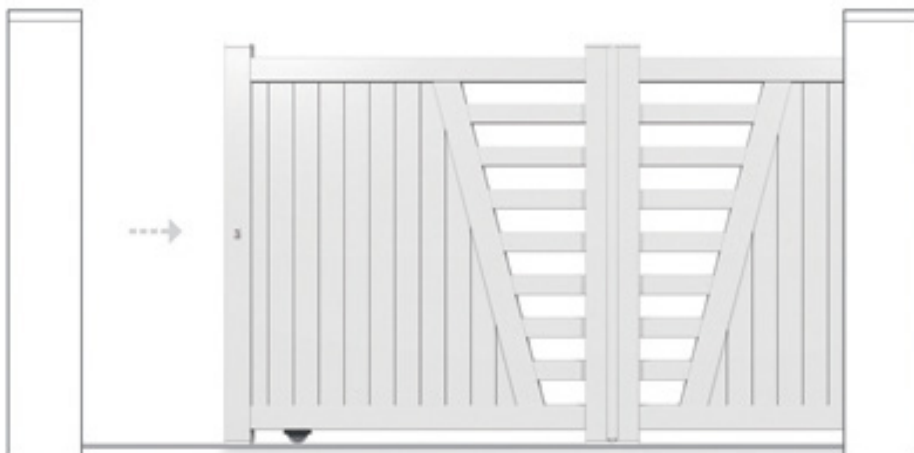
Motorisable  
Motorizable  
Motorisierbar



SM02 3000 | Portail Battant / Swinging Gate / Drehtor | Ral 9110



SM02 1000 Ral 9110



SM02 3000 | Portail Coulissant / Sliding Gate / Schiebtor | Ral 9110

STANDARD

**P.BATTANT / SWINGING G. / DREHTOR**

- 1000 (H1500xL1000 mm) (1)
- 3000 (H1500xL3000 mm) (2)
- 3500 (H1500xL3500 mm) (2)

**P.COULISSANT / SLIDING G. / SCHIEBETOR**

- 3000 (H1500xL3000 mm) (1)
- 3500 (H1500xL3500 mm) (1)

(1) 1 vantail / leaf / flügel

(2) 2 vantaux / leaves / flügel



Sur mesure  
Custom  
Branch



Motorisable  
Motorizable  
Motorisierbar



SM03 3000 | Portail Battant / Swinging Gate / Drehtor | Ral 9110



SM03 1000 Ral 9110



SM03 3000 | Portail Coulissant / Sliding Gate / Schiebetor | Ral 9110

STANDARD

P.BATTANT / SWINGING G. / DREHTOR

- 1000 (H1300xL1000 mm) (1)
- 3000 (H1500xL3000 mm) (2)
- 3500 (H1500xL3500 mm) (2)

P.COULISSANT / SLIDING G. / SCHIEBETOR

- 3000 (H1500xL3000 mm) (1)
- 3500 (H1500xL3500 mm) (1)

(1) 1 vantail / leaf / flügel

(2) 2 vantaux / leaves / flügel



Sur mesure  
Custom  
Branch



Motorisable  
Motorizable  
Motorisierbar



**SM04 3000** | Portail Battant / *Swinging Gate / Drehtor* | Ral 9110



**SM04 1000** Ral 9110



**SM04 3000** | Portail Couissant / *Sliding Gate / Schiebetor* | Ral 9110

**STANDARD**

**P.BATTANT / SWINGING G. / DREHTOR**

1000 (H1500xL1000 mm) (1)

3000 (H1500xL3000 mm) (2)

3500 (H1500xL3500 mm) (2)

**P.COULISSANT / SLIDING G. / SCHIEBETOR**

3000 (H1500xL3000 mm) (1)

3500 (H1500xL3500 mm) (1)

(1) 1 vantail / leaf / flügel

(2) 2 vantaux / leaves / flügel



Sur mesure  
Custom  
Branch



Motorisable  
Motorizable  
Motorisierbar



SM05 3000 | Portail Battant / Swinging Gate / Drehtor | Ral 9110



SM05 1000 Ral 9110



SM05 3000 | Portail Coulissant / Sliding Gate / Schiebetor | Ral 9110

**STANDARD**

**P.BATTANT / SWINGING G. / DREHTOR**

1000 (H1400xL1000 mm) (1)

3000 (H1600xL3000 mm) (2)

3500 (H1600xL3500 mm) (2)

**P.COULISSANT / SLIDING G. / SCHIEBETOR**

3000 (H1600xL3000 mm) (1)

3500 (H1600xL3500 mm) (1)

(1) 1 vantaill / leaf / flügel

(2) 2 vantaux / leaves / flügel



Sur mesure  
Custom  
Branch



Motorisable  
Motorizable  
Motorisierbar



SM06 3000 | Portail Battant / Swinging Gate / Drehtor | Ral 9110



SM06 1000 Ral 9110



SM06 3000 | Portail Coulissant / Sliding Gate / Schiebetor | Ral 9110

**STANDARD**

**P.BATTANT / SWINGING G. / DREHTOR**

1000 (H1400xL1000 mm) (1)

3000 (H1600xL3000 mm) (2)

3500 (H1600xL3500 mm) (2)

**P.COULISSANT / SLIDING G. / SCHIEBETOR**

3000 (H1600xL3000 mm) (1)

3500 (H1600xL3500 mm) (1)

(1) 1 vantail / leaf / flügel

(2) 2 vantaux / leaves / flügel



Sur mesure  
Custom  
Branch



Motorisable  
Motorizable  
Motorisierbar



SM07 3000 | Portail Battant / Swinging Gate / Drehtor | Ral 9110



SM07 1000 Ral 9110



SM07 3000 | Portail Coulissant / Sliding Gate / Schiebetor | Ral 9110

STANDARD

**P.BATTANT / SWINGING G. / DREHTOR**

- 1000 (H1600xL1000 mm) (1)
- 3000 (H1600xL3000 mm) (2)
- 3500 (H1600xL3500 mm) (2)

**P.COULISSANT / SLIDING G. / SCHIEBETOR**

- 3000 (H1600xL3000 mm) (1)
- 3500 (H1600xL3500 mm) (1)

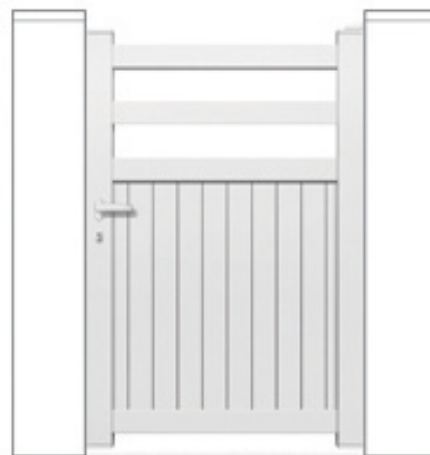
(1) 1 vantail / leaf / flügel

(2) 2 vantaux / leaves / flügel





SM08 3000 | Portail Battant / Swinging Gate / Drehtor | Ral 9110



SM08 1000 Ral 9110



SM08 3000 | Portail Couissant / Sliding Gate / Schiebetor | Ral 9110

**STANDARD**

**P.BATTANT / SWINGING G. / DREHTOR**

- 1000 (H1600xL1000 mm) (1)
- 3000 (H1600xL3000 mm) (2)
- 3500 (H1600xL3500 mm) (2)

**P.COULISSANT / SLIDING G. / SCHIEBETOR**

- 3000 (H1600xL3000 mm) (1)
- 3500 (H1600xL3500 mm) (1)

(1) 1 vantail / leaf / flügel

(2) 2 vantaux / leaves / flügel

Sur mesure  
Custom  
Branch



Motorisable  
Motorizable  
Motorisierbar





SM09 3000 | Portail Battant / Swinging Gate / Drehtor | Ral 9110



SM09 1000 Ral 9110



SM09 3000 | Portail Coulissant / Sliding Gate / Schiebetor | Ral 9110

STANDARD

**P.BATTANT / SWINGING G. / DREHTOR**

- 1000 (H1600xL1000 mm) (1)
- 3000 (H1600xL3000 mm) (2)
- 3500 (H1600xL3500 mm) (2)

**P.COULISSANT / SLIDING G. / SCHIEBETOR**

- 3000 (H1600xL3000 mm) (1)
- 3500 (H1600xL3500 mm) (1)

(1) 1 vantail / leaf / flügel

(2) 2 vantaux / leaves / flügel



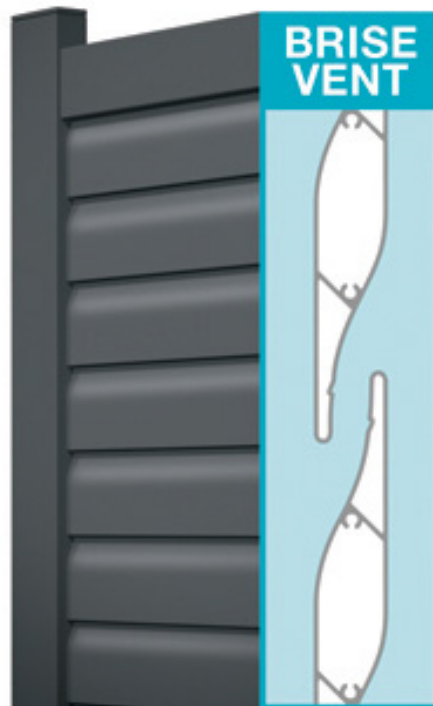
Sur mesure  
Custom  
Branch



Motorisable  
Motorizable  
Motorisierbar

SERIE **SEMIMODERN**

**SM10**



**SM10 3000** | Portail Battant / Swinging Gate / Drehtor | Ral 9110

**SM10 1000** Ral 9110



<b>STANDARD</b>	
<b>P.BATTANT / SWINGING G. / DREHTOR</b>	
1000 (H1800xL1000 mm)	(1)
3000 (H1800xL3000 mm)	(2)
3500 (H1800xL3500 mm)	(2)
<b>P.COULISSANT / SLIDING G. / SCHIEBETOR</b>	
3000 (H1800xL3000 mm)	(1)
3500 (H1800xL3500 mm)	(1)
(1) 1 vantail / leaf / flügel	
(2) 2 vantaux / leaves / flügel	

 Sur mesure  
 Custom  
 Branch

 Motorisable  
 Motorizable  
 Motorisierbar

**SM10 3000** | Portail Coulissant / Sliding Gate / Schiebetor | Ral 9110




SM11 3000 | Portail Battant / *Swinging Gate / Drehtor* | Ral 9110

SM11 1000 Ral 9110



<b>STANDARD</b>	
<b>P.BATTANT / SWINGING G. / DREHTOR</b>	
1000 (H1800xL1000 mm)	(1)
3000 (H1800xL3000 mm)	(2)
3500 (H1800xL3500 mm)	(2)
<b>P.COULISSANT / SLIDING G. / SCHIEBETOR</b>	
3000 (H1800xL3000 mm)	(1)
3500 (H1800xL3500 mm)	(1)
(1) 1 vantail / leaf / flügel	
(2) 2 vantaux / leaves / flügel	



SM11 3000 | Portail Couissant / *Sliding Gate / Schiebeter* | Ral 9110



**SM12 3000** | Portail Battant / Swinging Gate / Drehtor | Ral 9110

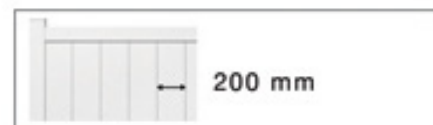


**SM12 1000** Ral 9110



**SM12 3000** | Portail Coulissant / Sliding Gate / Schiebetor | Ral 9110

<b>STANDARD</b>		
<b>P.BATTANT / SWINGING G. / DREHTOR</b>		
1000 (H1800xL1000 mm)	(1)	
3000 (H1800xL3000 mm)	(2)	
3500 (H1800xL3500 mm)	(2)	
<b>P.COULISSANT / SLIDING G. / SCHIEBETOR</b>		
3000 (H1800xL3000 mm)	(1)	
3500 (H1800xL3500 mm)	(1)	
(1) 1 vantail / leaf / flügel		
(2) 2 vantaux / leaves / flügel		



	Sur mesure Custom Branch		Motorisable Motorizable Motorisierbar
--	--------------------------------	--	---



**SM13 3000** | Portail Battant / Swinging Gate / Drehtor | Ral 9110



**SM13 1000** Ral 9110



**SM13 3000** | Portail Coulissant / Sliding Gate / Schiebetor | Ral 9110

**STANDARD**

**P.BATTANT / SWINGING G. / DREHTOR**

- 1000 (H1400xL1000 mm) (1)
- 3000 (H1600xL3000 mm) (2)
- 3500 (H1600xL3500 mm) (2)

**P.COULISSANT / SLIDING G. / SCHIEBETOR**

- 3000 (H1600xL3000 mm) (1)
- 3500 (H1600xL3500 mm) (1)

(1) 1 vantail / leaf / flügel

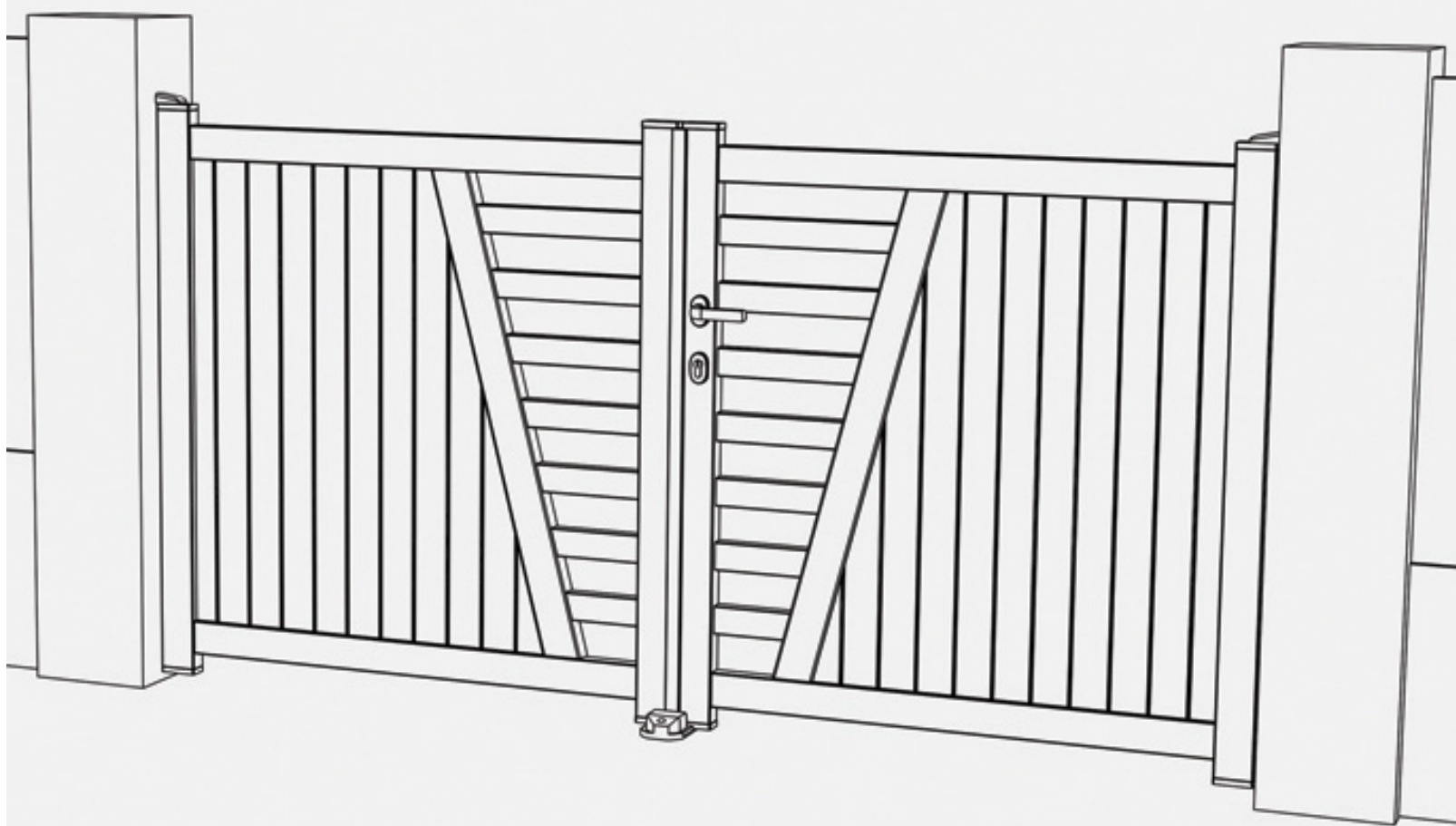
(2) 2 vantaux / leaves / flügel



Sur mesure  
Custom  
Branch



Motorisable  
Motorizable  
Motorisierbar



SEMIMODERN

2013  
...  
2015



ALUMINIUM  
PORTAILS/GATES/TORE



TRADITION



TR01A Page / Seite 33



TR01B Page / Seite 33



TR02A Page / Seite 34



TR02B Page / Seite 34



TR03A Page / Seite 35




TR03B Page / Seite 35



TR04 Page / Seite 36



TR05 Page / Seite 36



TR06 Page / Seite 37



# SERIE TRADITION

# TR01 A, B



## STANDARD

### P.BATTANT / SWINGING G. / DREHTOR

1000 (H1700xL1000 mm)	(1)
3000 (H2100xL3000 mm)	(2)
3500 (H2100xL3500 mm)	(2)

(1) 1 vantail / leaf / flügel

(2) 2 vantaux / leaves / flügel



Sur mesure  
Custom  
Branch



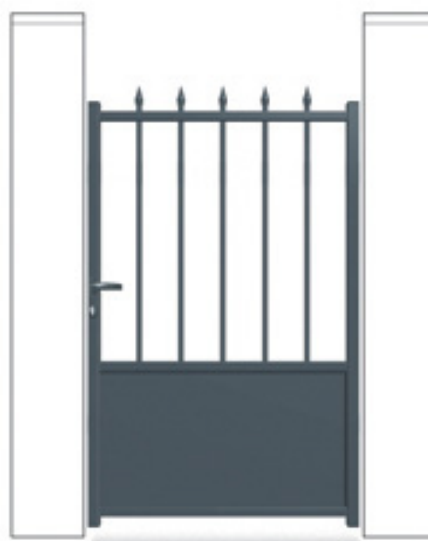
TR01A 3000 | Portail Battant / Swinging Gate / Drehtor | Ral 9011



TR01A 1000 Ral 9011



TR01B 3000 | Portail Battant / Swinging Gate / Drehtor | Ral 7016



TR01B 1000 Ral 7016

# SERIE TRADITION

# TR02 A, B



## STANDARD

### P.BATTANT / SWINGING G. / DREHTOR

1000 (H1700xL1000 mm) (1)

3000 (H2100xL3000 mm) (2)

3500 (H2100xL3500 mm) (2)

(1) 1 vantail / leaf / flügel

(2) 2 vantaux / leaves / flügel



Sur mesure  
Custom  
Branch



TR02A 3000 | Portail Battant / Swinging Gate / Drehtor | Ral 9011



TR02A 1000 Ral 9011



TR02B 3000 | Portail Battant / Swinging Gate / Drehtor | Ral 7016



TR02B 1000 Ral 7016

# SERIE TRADITION



# TR03 A, B



## STANDARD

### P.BATTANT / SWINGING G. / DREHTOR

1000 (H2100xL1000 mm)	(1)
3000 (H2100xL3000 mm)	(2)
3500 (H2100xL3500 mm)	(2)

(1) 1 vantail / leaf / flügel

(2) 2 vantaux / leaves / flügel




Sur mesure  
Custom  
Branch



TR03A 3000 | Portail Battant / Swinging Gate / Drehtor | Ral 9011



TR03A 1000 Ral 9011



TR03B 3000 | Portail Battant / Swinging Gate / Drehtor | Ral 7016



TR03B 1000 Ral 7016

# SERIE TRADITION

# TR04, TR05



## STANDARD

### TR04

#### P.BATTANT / SWINGING G. / DREHTOR

1000 (H1400xL1000 mm) (1)

3000 (H1800xL3000 mm) (2)

3500 (H1800xL3500 mm) (2)

### TR05

#### P.BATTANT / SWINGING G. / DREHTOR

1000 (H1800xL1000 mm) (1)

3000 (H1800xL3000 mm) (2)

3500 (H1800xL3500 mm) (2)

(1) 1 vantail / leaf / flügel

(2) 2 vantaux / leaves / flügel



TR04 3000 | Portail Battant / Swinging Gate / Drehtor | Ral 7016



TR04 1000 Ral 7016



TR05 3000 | Portail Battant / Swinging Gate / Drehtor | Ral 9011



TR05 1000 Ral 9011



STANDARD

**P.BATTANT / SWINGING G. / DREHTOR**

1000 (H1800xL1000 mm) (1)

3000 (H1800xL3000 mm) (2)

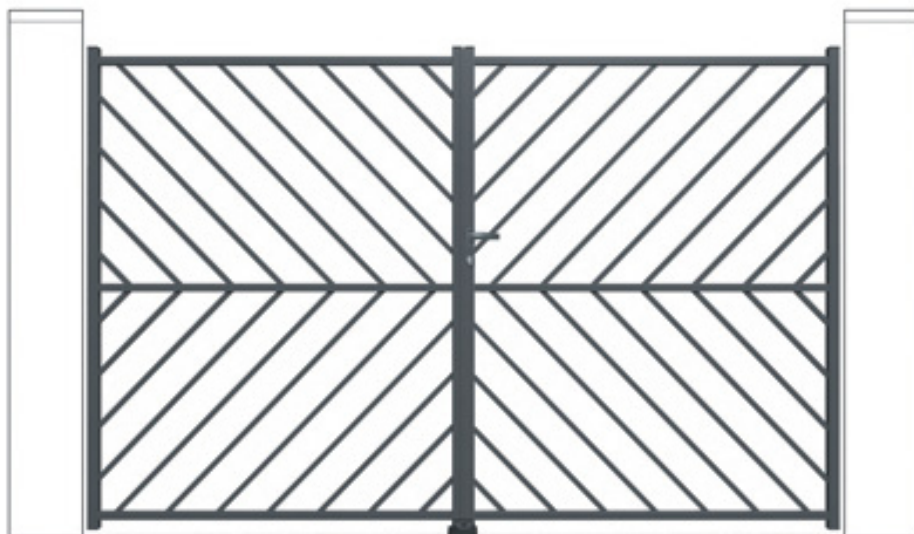
3500 (H1800xL3500 mm) (2)

(1) 1 vantail / leaf / flügel

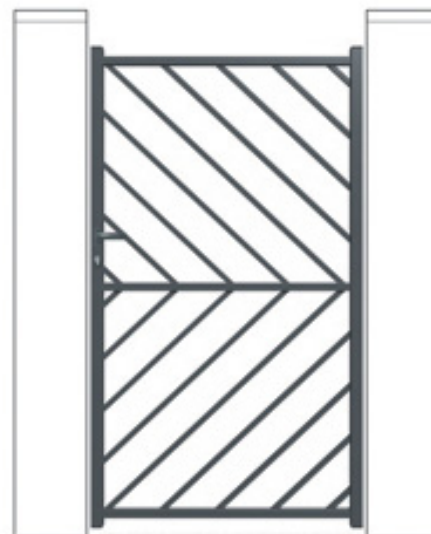
(2) 2 vantaux / leaves / flügel



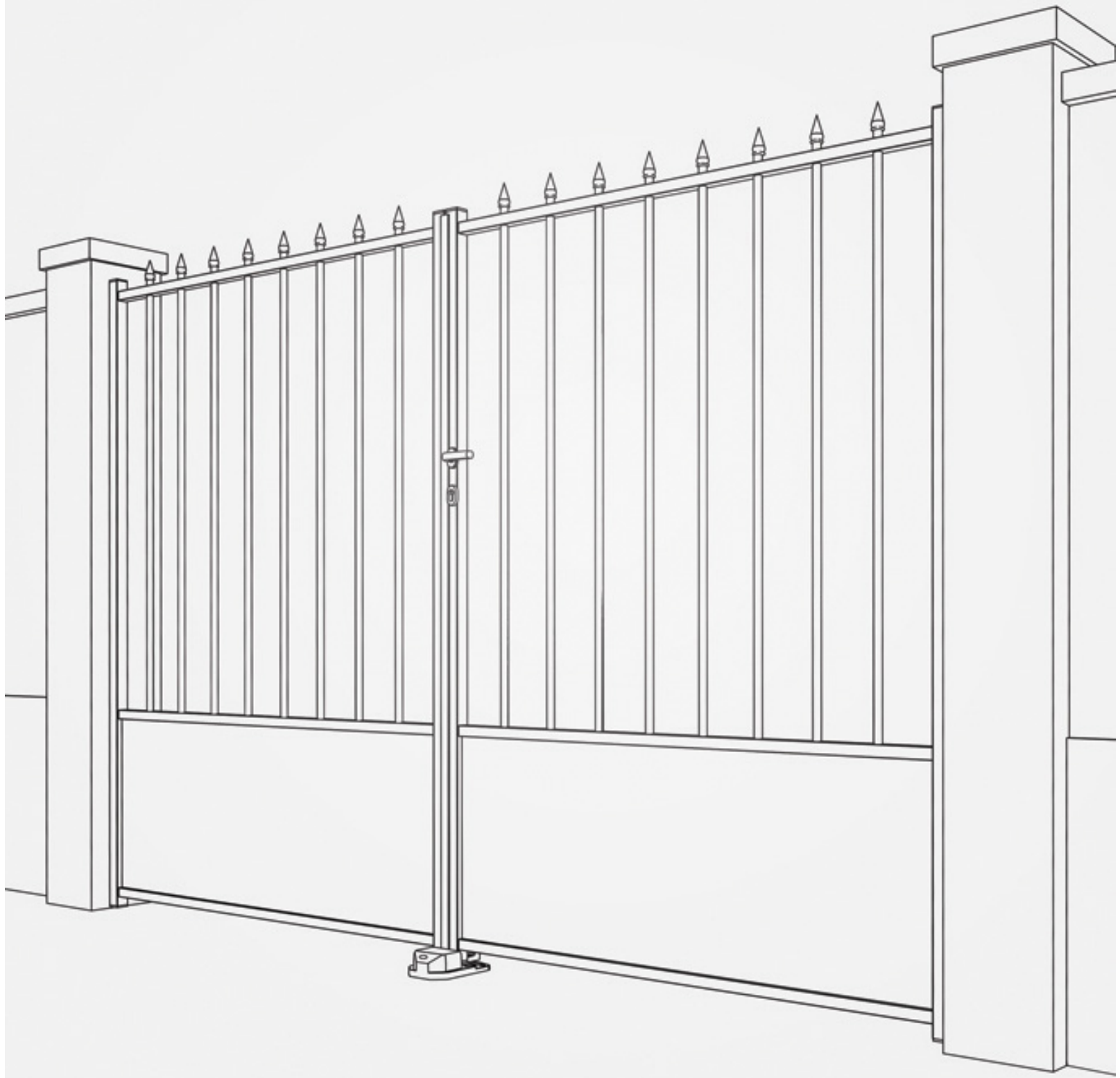
Sur mesure  
Custom  
Branch



TR06 3000 | Portail Battant / Swinging Gate / Drehtor | Ral 7016



TR06 1000 Ral 7016



TRADITION

2013  
...  
2015



# ALUMINIUM

## PORTAILS/GATES/TORE



MODERN



MD01A Page / Seite 41



MD01B Page / Seite 41



MD01C Page / Seite 41



MD02A Page / Seite 42



MD02B Page / Seite 42



MD02C Page / Seite 42



MD03 Page / Seite 43



MD04 Page / Seite 44



MD05 Page / Seite 45





MD01A 3000 | Portail Battant / Swinging Gate / Drehtor | Ral 8014, Ren 2178-007



MD01B 3000 | Portail Battant / Swinging Gate / Drehtor | Ral 9110



MD01B 1000 Ral 9110



MD01C 3000 | Portail Coulissant / Sliding Gate / Schiebeter | Ral 9110, Ren 2178-007

<b>STANDARD</b>		
<b>P.BATTANT / SWINGING G. / DREHTOR</b>		
1000 (H1800xL1000 mm)	(1)	
3000 (H1800xL3000 mm)	(2)	
3500 (H1800xL3500 mm)	(2)	
<b>P.COULISSANT / SLIDING G. / SCHIEBETOR</b>		
3000 (H1800xL3000 mm)	(1)	
3500 (H1800xL3500 mm)	(1)	
(1) 1 vantail / leaf / flügel		
(2) 2 vantaux / leaves / flügel		

Sur mesure  
Custom  
Branch

Motorisable  
Motorizable  
Motorisierbar



MD02A 3000 + MD02A 1000 | Portail Battant / *Swinging Gate / Drehtor* | S 150, Ren 2178-007



MD02C 3000 | Portail Battant / *Swinging Gate / Drehtor* | Ral 8014, Ren 2178-001



MD02C 1000 Ral 8014, Ren 2178-001



MD02B 3000 | Portail Coulissant / *Sliding Gate / Schiebetor* | Ral 9110

<b>STANDARD</b>	
<b>P.BATTANT / SWINGING G. / DREHTOR</b>	
1000 (H1800xL1000 mm)	(1)
3000 (H1800xL3000 mm)	(2)
3500 (H1800xL3500 mm)	(2)
<b>P.COULISSANT / SLIDING G. / SCHIEBETOR</b>	
3000 (H1800xL3000 mm)	(1)
3500 (H1800xL3500 mm)	(1)
(1) 1 vantail / leaf / flügel	
(2) 2 vantaux / leaves / flügel	

Sur mesure  
Custom  
Branch

Motorisable  
Motorizable  
Motorisierbar



**MD03 3000** | Portail Battant / *Swinging Gate / Drehtor* | Ral 7016



**MD03 1000** Ral 7016



**MD03 3000** | Portail Coulissant / *Sliding Gate / Schiebetor* | Ral 9110, Ren 2178-007

**STANDARD**

**P.BATTANT / SWINGING G. / DREHTOR**

- 1000 (H1800xL1000 mm) (1)
- 3000 (H1800xL3000 mm) (2)
- 3500 (H1800xL3500 mm) (2)

**P.COULISSANT / SLIDING G. / SCHIEBETOR**

- 3000 (H1800xL3000 mm) (1)
- 3500 (H1800xL3500 mm) (1)

(1) 1 vantail / leaf / flügel

(2) 2 vantaux / leaves / flügel



Sur mesure  
Custom  
Branch



Motorisable  
Motorizable  
Motorisierbar



**MD04 3000** | Portail Battant / *Swinging Gate* / *Drehtor* | Ral 9110



**MD04 1000** Ral 9110



**MD04 3000** | Portail Coulissant / *Sliding Gate* / *Schiebetor* | Ral 9110, Ren 2178-007

**STANDARD**

**P.BATTANT / SWINGING G. / DREHTOR**

- 1000 (H1800xL1000 mm) (1)
- 3000 (H1800xL3000 mm) (2)
- 3500 (H1800xL3500 mm) (2)

**P.COULISSANT / SLIDING G. / SCHIEBETOR**

- 3000 (H1800xL3000 mm) (1)
- 3500 (H1800xL3500 mm) (1)

(1) 1 vantail / leaf / flügel

(2) 2 vantaux / leaves / flügel



Sur mesure  
Custom  
Branch



Motorisable  
Motorizable  
Motorisierbar



**MD05 3000** | Portail Battant / *Swinging Gate* / *Drehtor* | Ral 9110, Ren 2178-001



**MD05 1000** Ral 9110, Ren 2178-001



**MD05 3000** | Portail Coulissant / *Sliding Gate* / *Schiebetor* | Ral 7023

**STANDARD**

**P.BATTANT / SWINGING G. / DREHTOR**

- 1000 (H1800xL1000 mm) (1)
- 3000 (H1800xL3000 mm) (2)
- 3500 (H1800xL3500 mm) (2)

**P.COULISSANT / SLIDING G. / SCHIEBETOR**

- 3000 (H1800xL3000 mm) (1)
- 3500 (H1800xL3500 mm) (1)

(1) 1 vantail / leaf / flügel

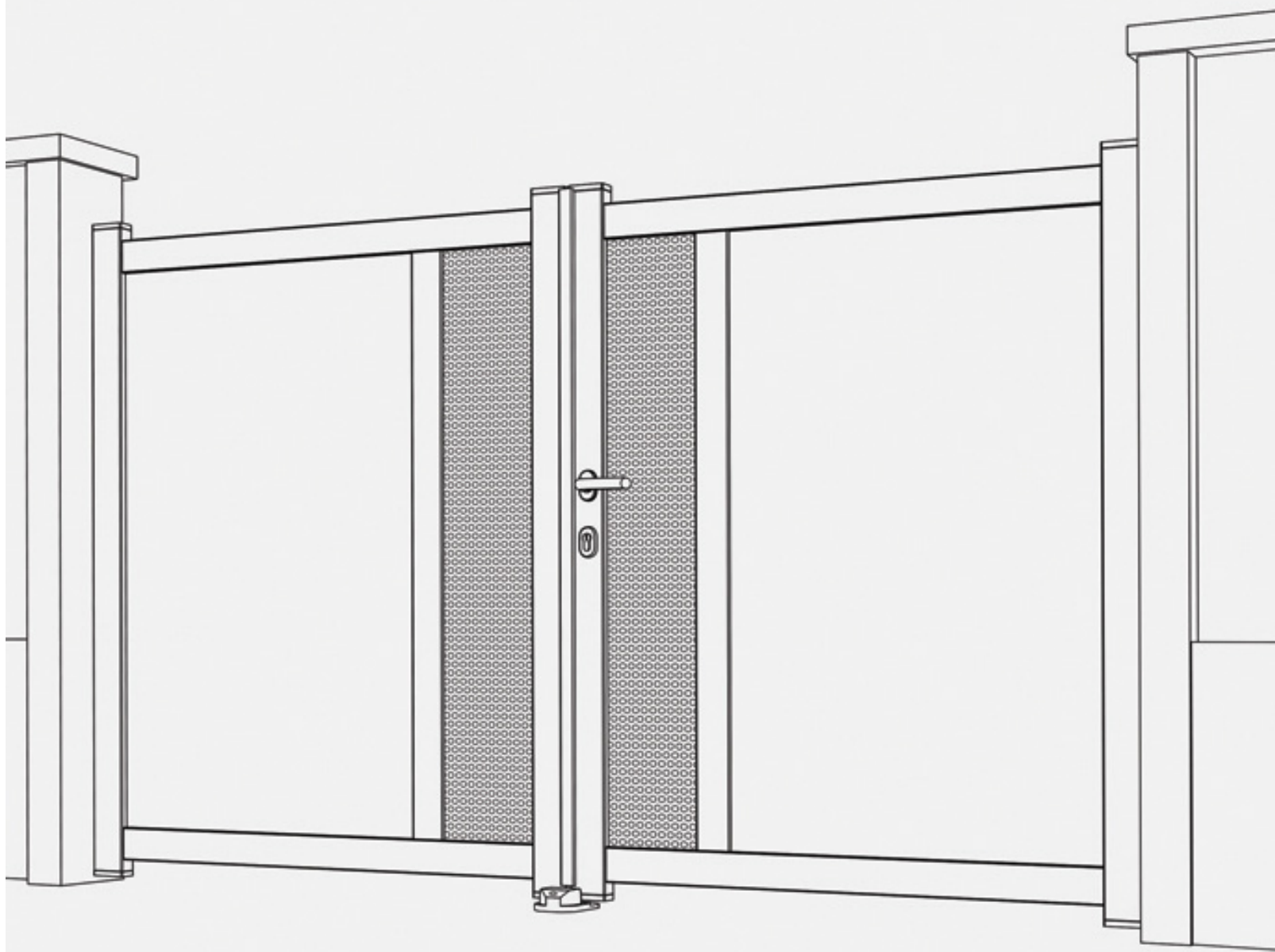
(2) 2 vantaux / leaves / flügel



Sur mesure  
Custom  
Branch



Motorisable  
Motorizable  
Motorisierbar



MODERN

2013

...

2015



# ALUMINIUM

## PORTAILS/GATES/TORE



DESIGN

# INDEX/CONTENTS/INHALT



**DS01** Page / Seite 50



**DS02** Page / Seite 51



**DS06** Page / Seite 55



**DS07** Page / Seite 56



**DS11** Page / Seite 60



**DS12** Page / Seite 61



**DS16** Page / Seite 65



**DS17** Page / Seite 66





DS03 Page / Seite 52



DS04 Page / Seite 53



DS05 Page / Seite 54



DS08 Page / Seite 57



DS09 Page / Seite 58



DS10 Page / Seite 59



DS13 Page / Seite 62



DS14 Page / Seite 63



DS15 Page / Seite 64



DS18 Page / Seite 67



DS19 Page / Seite 68



DS20 Page / Seite 69



DS01 3000 | Portail Battant / Swinging Gate / Drehtor | Ral 9110



DS01 1000 Ral 9110



DS01 3000 | Portail Coulissant / Sliding Gate / Schiebetor | Ral 9110

**STANDARD**

**P.BATTANT / SWINGING G. / DREHTOR**

- 1000 (H1600xL1000 mm) (1)
- 3000 (H1600xL3000 mm) (2)
- 3500 (H1600xL3500 mm) (2)

**P.COULISSANT / SLIDING G. / SCHIEBETOR**

- 3000 (H1600xL3000 mm) (1)
- 3500 (H1600xL3500 mm) (1)

- (1) 1 vantail / leaf / flügel
- (2) 2 vantaux / leaves / flügel



Sur mesure  
Custom  
Branch



Motorisable  
Motorizable  
Motorisierbar



DS02 3000 | Portail Battant / Swinging Gate / Drehtor | Ral 9110



DS02 1000 Ral 9110



DS02 3000 | Portail Couissant / Sliding Gate / Schiebetor | Ral 9110

**STANDARD**

**P.BATTANT / SWINGING G. / DREHTOR**

- 1000 (H1600xL1000 mm) (1)
- 3000 (H1600xL3000 mm) (2)
- 3500 (H1600xL3500 mm) (2)

**P.COULISSANT / SLIDING G. / SCHIEBETOR**

- 3000 (H1600xL3000 mm) (1)
- 3500 (H1600xL3500 mm) (1)

- (1) 1 vantail / leaf / flügel
- (2) 2 vantaux / leaves / flügel





DS03 3000 | Portail Battant / Swinging Gate / Drehtor | Ral 9110



DS03 1000 Ral 9110



DS03 3000 | Portail Couissant / Sliding Gate / Schiebetor | Ral 9110

**STANDARD**

**P.BATTANT / SWINGING G. / DREHTOR**

- 1000 (H1600xL1000 mm) (1)
- 3000 (H1600xL3000 mm) (2)
- 3500 (H1600xL3500 mm) (2)

**P.COULISSANT / SLIDING G. / SCHIEBETOR**

- 3000 (H1600xL3000 mm) (1)
- 3500 (H1600xL3500 mm) (1)

- (1) 1 vantail / leaf / flügel
- (2) 2 vantaux / leaves / flügel



Sur mesure  
Custom  
Branch



Motorisable  
Motorizable  
Motorisierbar



DS04 3000 | Portail Battant / Swinging Gate / Drehtor | Ral 9110



DS04 1000 Ral 9110



DS04 3000 | Portail Couissant / Sliding Gate / Schiebetor | Ral 9110

**STANDARD**

**P.BATTANT / SWINGING G. / DREHTOR**

- 1000 (H1600xL1000 mm) (1)
- 3000 (H1600xL3000 mm) (2)
- 3500 (H1600xL3500 mm) (2)

**P.COULISSANT / SLIDING G. / SCHIEBETOR**

- 3000 (H1600xL3000 mm) (1)
- 3500 (H1600xL3500 mm) (1)

- (1) 1 vantail / leaf / flügel
- (2) 2 vantaux / leaves / flügel



Sur mesure  
Custom  
Branch



Motorisable  
Motorizable  
Motorisierbar



DS05 3000 | Portail Battant / Swinging Gate / Drehtor | Ral 9110



DS05 1000 Ral 9110



DS05 3000 | Portail Couissant / Sliding Gate / Schiebetor | Ral 9110

**STANDARD**

**P.BATTANT / SWINGING G. / DREHTOR**

- 1000 (H1600xL1000 mm) (1)
- 3000 (H1600xL3000 mm) (2)
- 3500 (H1600xL3500 mm) (2)

**P.COULISSANT / SLIDING G. / SCHIEBETOR**

- 3000 (H1600xL3000 mm) (1)
- 3500 (H1600xL3500 mm) (1)

- (1) 1 vantail / leaf / flügel
- (2) 2 vantaux / leaves / flügel

Sur mesure  
Custom  
Branch

Motorisable  
Motorizable  
Motorisierbar



DS06 3000 | Portail Battant / Swinging Gate / Drehtor | Ral 9110



DS06 1000 Ral 9110



DS06 3000 | Portail Couissant / Sliding Gate / Schiebetor | Ral 9110

STANDARD

**P.BATTANT / SWINGING G. / DREHTOR**

1000 (H1600xL1000 mm) (1)

3000 (H1600xL3000 mm) (2)

3500 (H1600xL3500 mm) (2)

**P.COULISSANT / SLIDING G. / SCHIEBETOR**

3000 (H1600xL3000 mm) (1)

3500 (H1600xL3500 mm) (1)

(1) 1 vantail / leaf / flügel

(2) 2 vantaux / leaves / flügel



Sur mesure  
Custom  
Branch



Motorisable  
Motorizable  
Motorisierbar



DS07 3000 | Portail Battant / Swinging Gate / Drehtor | Ral 9110



DS07 1000 Ral 9110



DS07 3000 | Portail Coulissant / Sliding Gate / Schiebetor | Ral 9110

STANDARD

**P.BATTANT / SWINGING G. / DREHTOR**

- 1000 (H1600xL1000 mm) (1)
- 3000 (H1600xL3000 mm) (2)
- 3500 (H1600xL3500 mm) (2)

**P.COULISSANT / SLIDING G. / SCHIEBETOR**

- 3000 (H1600xL3000 mm) (1)
- 3500 (H1600xL3500 mm) (1)

- (1) 1 vantail / leaf / flügel
- (2) 2 vantaux / leaves / flügel



Sur mesure  
Custom  
Branch



Motorisable  
Motorizable  
Motorisierbar





DS08 3000 | Portail Battant / Swinging Gate / Drehtor | Ral 9110



DS08 1000 Ral 9110



DS08 3000 | Portail Couissant / Sliding Gate / Schiebetor | Ral 9110

<b>STANDARD</b>	
<b>P.BATTANT / SWINGING G. / DREHTOR</b>	
1000 (H1600xL1000 mm)	(1)
3000 (H1600xL3000 mm)	(2)
3500 (H1600xL3500 mm)	(2)
<b>P.COULISSANT / SLIDING G. / SCHIEBETOR</b>	
3000 (H1600xL3000 mm)	(1)
3500 (H1600xL3500 mm)	(1)
(1) 1 vantail / leaf / flügel	
(2) 2 vantaux / leaves / flügel	

<p>Sur mesure Custom Branch</p>	<p>Motorisable Motorizable Motorisierbar</p>
---	--



DS09 3000 | Portail Battant / Swinging Gate / Drehtor | Ral 9110, Ren 3167-004



DS09 1000 Ral 9110, Ren 3167-004



DS09 3000 | Portail Couissant / Sliding Gate / Schiebetor | Ral 9110, Ren 3167-004

STANDARD

**P.BATTANT / SWINGING G. / DREHTOR**

- 1000 (H1600xL1000 mm) (1)
- 3000 (H1600xL3000 mm) (2)
- 3500 (H1600xL3500 mm) (2)

**P.COULISSANT / SLIDING G. / SCHIEBETOR**

- 3000 (H1600xL3000 mm) (1)
- 3500 (H1600xL3500 mm) (1)

- (1) 1 vantail / leaf / flügel
- (2) 2 vantaux / leaves / flügel



Sur mesure  
Custom  
Branch



Motorisable  
Motorizable  
Motorisierbar



DS10 3000 | Portail Battant / Swinging Gate / Drehtor | Ral 9110



DS10 1000 Ral 9110



DS10 3000 | Portail Couissant / Sliding Gate / Schiebetor | Ral 9110

STANDARD

**P.BATTANT / SWINGING G. / DREHTOR**

1000 (H1600xL1000 mm) (1)

3000 (H1600xL3000 mm) (2)

3500 (H1600xL3500 mm) (2)

**P.COULISSANT / SLIDING G. / SCHIEBETOR**

3000 (H1600xL3000 mm) (1)

3500 (H1600xL3500 mm) (1)

(1) 1 vantail / leaf / flügel

(2) 2 vantaux / leaves / flügel



Sur mesure  
Custom  
Branch



Motorisable  
Motorizable  
Motorisierbar



DS11 3000 | Portail Battant / Swinging Gate / Drehtor | Ral 9110



DS11 1000 Ral 9110



DS11 3000 | Portail Coulissant / Sliding Gate / Schiebetor | Ral 9110

STANDARD

**P.BATTANT / SWINGING G. / DREHTOR**

- 1000 (H1600xL1000 mm) (1)
- 3000 (H1600xL3000 mm) (2)
- 3500 (H1600xL3500 mm) (2)

**P.COULISSANT / SLIDING G. / SCHIEBETOR**

- 3000 (H1600xL3000 mm) (1)
- 3500 (H1600xL3500 mm) (1)

- (1) 1 vantail / leaf / flügel
- (2) 2 vantaux / leaves / flügel



Sur mesure  
Custom  
Branch



Motorisable  
Motorizable  
Motorisierbar



DS12 3000 | Portail Battant / Swinging Gate / Drehtor | Ral 9110



DS12 1000 Ral 9110



DS12 3000 | Portail Couissant / Sliding Gate / Schiebetor | Ral 9110

**STANDARD**

**P.BATTANT / SWINGING G. / DREHTOR**

- 1000 (H1600xL1000 mm) (1)
- 3000 (H1600xL3000 mm) (2)
- 3500 (H1600xL3500 mm) (2)

**P.COULISSANT / SLIDING G. / SCHIEBETOR**

- 3000 (H1600xL3000 mm) (1)
- 3500 (H1600xL3500 mm) (1)

- (1) 1 vantail / leaf / flügel
- (2) 2 vantaux / leaves / flügel



Sur mesure  
Custom  
Branch



Motorisable  
Motorizable  
Motorisierbar



DS13 3000 | Portail Battant / Swinging Gate / Drehtor | Ral 9110



DS13 1000 Ral 9110



DS13 3000 | Portail Couissant / Sliding Gate / Schiebetor | Ral 9110

**STANDARD**

**P.BATTANT / SWINGING G. / DREHTOR**

1000 (H1600xL1000 mm) (1)

3000 (H1600xL3000 mm) (2)

3500 (H1600xL3500 mm) (2)

**P.COULISSANT / SLIDING G. / SCHIEBETOR**

3000 (H1600xL3000 mm) (1)

3500 (H1600xL3500 mm) (1)

(1) 1 vantail / leaf / flügel

(2) 2 vantaux / leaves / flügel





DS14 3000 | Portail Battant / Swinging Gate / Drehtor | Ral 9110



DS14 1000 Ral 9110



DS14 3000 | Portail Coulissant / Sliding Gate / Schiebetor | Ral 9110

STANDARD

**P.BATTANT / SWINGING G. / DREHTOR**

- 1000 (H1600xL1000 mm) (1)
- 3000 (H1600xL3000 mm) (2)
- 3500 (H1600xL3500 mm) (2)

**P.COULISSANT / SLIDING G. / SCHIEBETOR**

- 3000 (H1600xL3000 mm) (1)
- 3500 (H1600xL3500 mm) (1)

- (1) 1 vantail / leaf / flügel
- (2) 2 vantaux / leaves / flügel



Sur mesure  
Custom  
Branch



Motorisable  
Motorizable  
Motorisierbar



DS15 3000 | Portail Battant / Swinging Gate / Drehtor | Ral 9110



DS15 1000 Ral 9110



DS15 3000 | Portail Couissant / Sliding Gate / Schiebetor | Ral 9110

**STANDARD**

**P.BATTANT / SWINGING G. / DREHTOR**

1000 (H1600xL1000 mm) (1)

3000 (H1600xL3000 mm) (2)

3500 (H1600xL3500 mm) (2)

**P.COULISSANT / SLIDING G. / SCHIEBETOR**

3000 (H1600xL3000 mm) (1)

3500 (H1600xL3500 mm) (1)

(1) 1 vantail / leaf / flügel

(2) 2 vantaux / leaves / flügel



Sur mesure  
Custom  
Branch



Motorisable  
Motorizable  
Motorisierbar





DS16 3000 | Portail Battant / Swinging Gate / Drehtor | Ral 9110



DS16 1000 Ral 9110



DS16 3000 | Portail Coulissant / Sliding Gate / Schiebetor | Ral 9110

STANDARD

**P.BATTANT / SWINGING G. / DREHTOR**

- 1000 (H1600xL1000 mm) (1)
- 3000 (H1600xL3000 mm) (2)
- 3500 (H1600xL3500 mm) (2)

**P.COULISSANT / SLIDING G. / SCHIEBETOR**

- 3000 (H1600xL3000 mm) (1)
- 3500 (H1600xL3500 mm) (1)

- (1) 1 vantail / leaf / flügel
- (2) 2 vantaux / leaves / flügel



Sur mesure  
Custom  
Branch



Motorisable  
Motorizable  
Motorisierbar



DS17 3000 | Portail Battant / Swinging Gate / Drehtor | Ral 9110



DS17 1000 Ral 9110



DS17 3000 | Portail Couissant / Sliding Gate / Schiebetor | Ral 9110

**STANDARD**

**P.BATTANT / SWINGING G. / DREHTOR**

1000 (H1600xL1000 mm) (1)

3000 (H1600xL3000 mm) (2)

3500 (H1600xL3500 mm) (2)

**P.COULISSANT / SLIDING G. / SCHIEBETOR**

3000 (H1600xL3000 mm) (1)

3500 (H1600xL3500 mm) (1)

(1) 1 vantail / leaf / flügel

(2) 2 vantaux / leaves / flügel



Sur mesure  
Custom  
Branch



Motorisable  
Motorizable  
Motorisierbar



DS18 3000 | Portail Battant / Swinging Gate / Drehtor | Ral 9110



DS18 1000 Ral 9110



DS18 3000 | Portail Couissant / Sliding Gate / Schiebetor | Ral 9110

<b>STANDARD</b>		
<b><u>P.BATTANT / SWINGING G. / DREHTOR</u></b>		
1000 (H1600xL1000 mm)	(1)	
3000 (H1600xL3000 mm)	(2)	
3500 (H1600xL3500 mm)	(2)	
<b><u>P.COULISSANT / SLIDING G. / SCHIEBETOR</u></b>		
3000 (H1600xL3000 mm)	(1)	
3500 (H1600xL3500 mm)	(1)	
(1) 1 vantail / leaf / flügel		
(2) 2 vantaux / leaves / flügel		

 Sur mesure  
 Custom  
 Branch

 Motorisable  
 Motorizable  
 Motorisierbar



DS19 3000 | Portail Battant / Swinging Gate / Drehtor | Ral 9110



DS19 1000 Ral 9110



DS19 3000 | Portail Couissant / Sliding Gate / Schiebetor | Ral 9110

**STANDARD**

**P.BATTANT / SWINGING G. / DREHTOR**

- 1000 (H1600xL1000 mm) (1)
- 3000 (H1600xL3000 mm) (2)
- 3500 (H1600xL3500 mm) (2)

**P.COULISSANT / SLIDING G. / SCHIEBETOR**

- 3000 (H1600xL3000 mm) (1)
- 3500 (H1600xL3500 mm) (1)

- (1) 1 vantail / leaf / flügel
- (2) 2 vantaux / leaves / flügel



Sur mesure  
Custom  
Branch



Motorisable  
Motorizable  
Motorisierbar



DS20 3000 | Portail Battant / Swinging Gate / Drehtor | Ral 9110



DS20 1000 Ral 9110



DS20 3000 | Portail Coulissant / Sliding Gate / Schiebetor | Ral 9110

STANDARD

**P.BATTANT / SWINGING G. / DREHTOR**

1000 (H1600xL1000 mm) (1)

3000 (H1600xL3000 mm) (2)

3500 (H1600xL3500 mm) (2)

**P.COULISSANT / SLIDING G. / SCHIEBETOR**

3000 (H1600xL3000 mm) (1)

3500 (H1600xL3500 mm) (1)

(1) 1 vantail / leaf / flügel


(2) 2 vantaux / leaves / flügel



Sur mesure  
Custom  
Branch



Motorisable  
Motorizable  
Motorisierbar



DESIGN

1	<b>FABRICATION GARANTIE</b> <b>5 ANS (*)</b>	<b>MANUFACTURE WARRANTY</b> <b>5 YEARS (*)</b>	<b>HERSTELLER GARANTIE</b> <b>5 JAHRE (*)</b>
2	<b>MATIÈRE GARANTIE</b> <b>10 ANS</b>	<b>MATERIAL WARRANTY</b> <b>10 YEARS</b>	<b>MATERIAL GARANTIE</b> <b>10 JAHRE</b>
3	<p><b>PORTAIL ALU AVANTAGES</b></p> <p>Le portail alu est celui qui offre le plus de possibilités. Ce matériau, tout à fait moderne, peut prendre toutes sortes de formes, de couleurs et autre.</p> <p>Un portail alu s'intégrera parfaitement à votre maison et son architecture.</p> <p>Résumé de tous ses avantages:</p> <ul style="list-style-type: none"> <li>• Légèreté ;</li> <li>• Structure solide ;</li> <li>• Large choix de coloris ;</li> <li>• Facile d'entretien;</li> <li>• Résistant à la corrosion ;</li> <li>• Matériau recyclable.</li> </ul>	<p></p> <p><b>ALUMINIUM GATE BENEFITS</b></p> <p>The aluminum gate is one that offers the greatest potential. This material, thoroughly modern, may take all sorts of shapes, colors and more.</p> <p>A aluminum Gate will fit perfectly in your home and its architecture.</p> <p>Summary of all its advantages:</p> <ul style="list-style-type: none"> <li>• Lightweight;</li> <li>• Strong;</li> <li>• Wide choice of colors;</li> <li>• Maintenance is easy;</li> <li>• Resistant to corrosion;</li> <li>• Recyclable material.</li> </ul>	<p><b>ALUMINIUM TOREN VORTEILE</b></p> <p>Aluminium Tore bieten das größte Leistungspotential.</p> <p>Dieses Material besticht durch seine Modernität und um eine fast unbegrenzte Auswahl von Farben und Formen abzubilden.</p> <p>Ein Aluminiumtor passt in seiner ausgeprägten Architektur perfekt für Ihr Zuhause.</p> <p>Zusammenfassung aller Vorteile:</p> <ul style="list-style-type: none"> <li>• Geringes Gewicht;</li> <li>• Hohe Stabilität;</li> <li>• Große Farb- und Formenauswahl;</li> <li>• Langlebigkeit Wartungsfreundlichkeit;</li> <li>• Beständig gegen Korrosion;</li> <li>• Recyclingfähig.</li> </ul>
4	<p><b>LA GARANTIE SECURITÉ</b>  <b>EN 13241-1</b></p> <p>Un portail doit assurer aux utilisateurs un gage de sécurité et de qualité.</p> <p>Les installateurs doivent alors respecter des obligations fixées par la norme EN13241-1, afin d'être conformes aux exigences des normes européennes.</p> <p>Les tests d'homologation, Essai de type initial, sont réalisés par organismes notifiés, sous la responsabilité de la Commission Européenne.</p>	<p></p> <p><b>SAFETY GUARANTEE</b>  <b>EN 13241-1</b></p> <p>The Gate must provide to users a guarantee of safety and quality.</p> <p>Installers must then comply with the requirements set by the standard EN13241-1, in order to comply with the requirements of European standards.</p> <p>The certification tests, Initial type testing, are carried out by notified bodies, under the responsibility of European Commission.</p>	<p><b>SICHERHEIT GARANTIE</b>  <b>EN 13241-1</b></p> <p>Das Tor muss seinen Benutzern Sicherheit und Qualität bieten.</p> <p>Monteure müssen im Einklang mit den europäischen Normen und Standards, den Anforderungen der Norm EN 13241-1 Entsprechen.</p> <p>Die Zertifizierungstests, Erstprüfung wurde von den unter Verantwortung der Europäischen Kommission, benannten Stellen durchgeführt.</p>
5	<p><b>QUALICOAT GARANTIE</b></p>	<p></p> <p><b>WARRANTY QUALICOAT</b></p>	<p><b>GARANTIE QUALICOAT</b></p>
6	<p><b>GARANTIE DE SATISFACTION CLIENT</b>  <b>EN ISO 9001:2008 CERTIFICATION</b></p>	<p></p> <p><b>CUSTOMER SATISFACTION GUARANTEE</b>  <b>EN ISO 9001:2008 CERTIFICATION</b></p>	<p><b>KUNDENZUFRIEDENHEITSGARANTIE</b>  <b>EN ISO 9001:2008 ZERTIFIZIERUNG</b></p>

(\*) Notre garantie est strictement limitée à la fourniture, à la réparation ou au remplacement de pièces ou profilés défectueux. La dépose et la pose de nos produits ou les frais de transport du produit sous garantie jusqu'à notre usine ne sont pas inclus. La garantie ne sera effective qu'après la reconnaissance par les services techniques de la société que le défaut n'est pas d'une mauvaise utilisation, installation ou une réparation du client. La responsabilité de l'entreprise est strictement limitée au remplacement pur et simple, pour chaque pièce ou profilé que nous aurons reconnus non conformes et retournés à nos usines, dans leur état d'origine dans un mois après l'arrivée du produit au client. Les interventions sous garantie ne sauraient avoir pour effet de prolonger la durée de celle-ci. La garantie est automatiquement suspendue si les conditions d'utilisation définies par les documents techniques fournis par la société n'ont pas été respectées.

(\*) Our warranty is strictly limited to the supply, repair or replacement of defective parts or profiles. The removal and installation of our products or the cost of transporting the product under warranty to our factory are not included. The warranty will be effective only after the recognition by the technical services of the company that the defect is not from misuse, improper installation or repair by the customer. The corporate responsibility is strictly limited to the replacement pure and simple, for each part or profile that we recognized non-conforming and returned to our factories in their original condition within one month after the arrival of the product to the customer. Warranty service does not have the effect of extending the duration of it. The warranty is automatically suspended if the conditions of use defined by the technical documents provided by the company were not met.

(\*) Die Garantie beschränkt sich ausschließlich auf die Lieferung, Reparatur oder Austausch defekter Teile oder Profile. Der Aus- und Einbau unserer Produkte, oder die Kosten für den Transport zu unseren Unternehmen, der Produkte in der Garantie, sind nicht Inbegriffen. Die Garantie wird erst nach Anerkennung durch unseren Qualitätskontrolleur durchgeführt, ob der Mangel nicht durch Missbrauch oder Reparatur durch den Kunden gemacht worden ist. Das Unternehmen verpflichtet sich für den Ersatz für jedes Stück, das nicht als solches erkannt wird und wieder in unseren Einrichtungen in seinem ursprünglichen Zustand innerhalb eines Monats nach dem Eintreffen der Ware beim Kunden. Der Eingriff während der Garantiezeit, verlängert nicht die Dauer. Die Garantie wird automatisch unterbrochen, wenn die Bedingungen für die Verwendung in den technischen Unterlagen die von dem Unternehmen vorgelegten werden, nicht eingehalten wurden.





